




DataStation Version 3.4 Release Notes



Social Revolution V2 comes!

Last updated: November, 2013

© Copyright 2007-2013 DataStation. All rights reserved. DataStation.com is a software as a service owned by EngineXX bvba.
Other marks appearing herein may be trademarks of their respective owners.

Table of Contents

Table of Contents.....	2
About the Release Notes	3
What's Included in the Release Notes	3
Your Feedback Matters	3
Stay tuned with us and gain access to DataStation tips, news and events:.....	3
Summary of Version 3.4 Features and Impact on DataStation Users	4
General Enhancements	4
System wide features.....	4
Idea Station Enhancements.....	4
Ideas.....	4
Launch Station Enhancements.....	5
Projects.....	5
Market Station Enhancements.....	5
Products.....	5
Browser Support	5
DataStation Platform.....	6
System wide features.....	6
Administration make over.....	6
URL recognition.....	6
New custom field type: URL.....	6
Social Features V2.....	6
Idea Station Enhancements.....	8
Ideas.....	8
Automation of idea review phase.....	8
Review as a optional phase.....	8
Idea state icon for Review.....	8
Idea analytics dashboard & Idea analytics reports.....	8
Launch Station Enhancements.....	9
Projects.....	9
Linking project to an idea.....	9
Market Station Enhancements.....	10
Products.....	10
Products application.....	10
Let the Release Notes be your guide to success with the latest release from datastation.com!	11
Stay tuned with us and gain access to DataStation tips, news and events.....	11
Contact.....	11

About the Release Notes

The Release Notes are a comprehensive user guide for the latest release of DataStation. Unlike a traditional release notes document that includes only a simple list of enhancements, the DataStation Release Notes give you everything you need to get up and running with the new features and enhancements in the latest release.

What's Included in the Release Notes

For every new major enhancement, the Release Notes provide:

- A brief, high-level description of the functionality
- Implementation tips to help you get started with setup and administration
- Best practice tips to help you maximize the benefit of the functionality
- Complete end-to-end instructions on how to set up and use the functionality

Let the Release Notes be your guide to success with the latest release from datastation.com!

Your Feedback Matters

We know how important the Release Notes, online help, and documentation are to your company's success with DataStation.

To continually improve the content we deliver to you, we want to know what works and what doesn't. Let us know!

- Support email—Use the email of your DataStation Account Manager to submit your suggestions, corrections, and feedback about the documentation. Let us know what you think!
- Your ideas—We're listening to your ideas too. Version 3.4 includes some of your top ideas.

Want to be notified whenever we publish something important for you?

Stay tuned with us and gain access to DataStation tips, news and events:

Join our community:



Like us on FB: www.facebook.com/datastationcloud

Tweet to us: www.twitter.com/DataStation

Follow us on LN: www.linkedin.com/company/datastation-innovation-cloud

Summary of Version 3.4 Features and Impact on DataStation Users

Version 3.4 features will not compromise the usual way of working, as they are designed to increase user experience incrementally.

The following tables summarize the Version 3.4 features and their impact on users.

Review the feature details for the applicable DataStation Editions: Idea Station, Launch Station and Market Station.

General Enhancements

System wide features

Feature	Automatically visible to all users. No setup required.	Automatically visible to all administrators. No setup required.	Not automatically visible. Feature is available but requires some setup.	Contact DataStation to enable this feature.
Administration make over		✓		
URL recognition	✓			
New custom field type: URL		✓		
Social Features V2	✓			
Feed makeover	✓			
Notifier	✓			
Ticker	✓			
Mention users	✓			


Idea Station Enhancements

Ideas

Feature	Automatically visible to all users. No setup required.	Automatically visible to all administrators. No setup required.	Not automatically visible. Feature is available but requires some setup.	Contact DataStation to enable this feature.
Automation of idea review phase			✓	
Review as a option phase			✓	
Idea state icon for Review	✓			
Idea analytics dashboard		✓		
Idea analytics reports		✓		


Launch Station Enhancements

Projects

Feature	Automatically visible to all users. No setup required.	Automatically visible to all administrators. No setup required.	Not automatically visible. Feature is available but requires some setup.	Contact DataStation to enable this feature.
Linking project to an idea				

Market Station Enhancements

Products

Feature	Automatically visible to all users. No setup required.	Automatically visible to all administrators. No setup required.	Not automatically visible. Feature is available but requires some setup.	Contact DataStation to enable this feature.
Products application				

Browser Support

DataStation supports the following browsers:

Browser	Comments
Windows® Internet Explorer® versions 6, 7, 8, and 9	DataStation.com strongly recommends using Internet Explorer version 9 over versions 6, 7, and 8. Apply all Microsoft® hotfixes. Internet Explorer 6 is not supported for certain features, or they might have degraded functionality. The compatibility view feature in Internet Explorer 8 and 9 is not supported in DataStation.
Mozilla® Firefox®, versions 3 and above, most recent stable version	DataStation.com recommends using Firefox for best performance and makes every effort to test and support the most recent version.
Google® Chrome™, most recent stable version	Google Chrome applies updates automatically. DataStation.com makes every effort to test and support the most recent version. There are no configuration recommendations for Chrome.
Apple® Safari® version 5.1.x	Supported on Windows XP and Mac OS X version 10.4 and later. There are no configuration recommendations for Safari.

Some third-party Web browser plug-ins and extensions can interfere with the functionality of DataStation. If you experience malfunctions or inconsistent behavior with DataStation, disable all of the Web browser's plug-ins and extensions and try again.

DataStation Platform

System wide features

Available in: **All Editions**

Administration make over

With this version we invested even more effort in making administrator work easier.

First we divided all administrative activities into appropriate contextual sections:

System Overview > one click access to application usage information.

Manage user access > manage users, roles, overview engagement reports and import users.

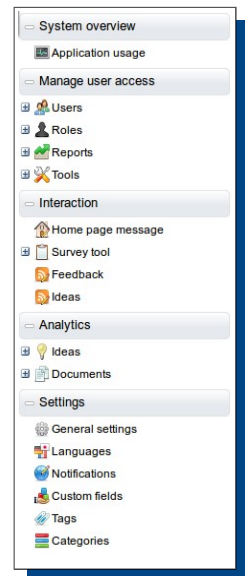
Interaction > manage interaction with users through home page messages and surveys.

Analytics > monitor idea and document analytics extension reports.

Settings > manage system personalization, languages, notifications, tags, categories and Custom fields.

Then we created **Administration dashboard** with short links to most used activities and put in place clear descriptions of what is what, and what you can change and manage.

Location: Administration



URL recognition



You asked for it! Version 3.4 addresses this improvement with input from our clients.

From this version, each link that you insert or write in the post will be turned into clickable link which leads to the appropriate web location.

Location: submission forms and comment fields.

New custom field type: URL

Heads up! Now you can attach new type of the custom field to submission forms: URL.

This way you can collect data in appropriate format and use it later in the Custom reports.

Social Features V2



Release 3.4 Crown Jewel Feature!

Congratulations! With this feature we are step closer to the reality of the social package which is designed to boost users capability to connect, communicate and collaborate on specific topics.

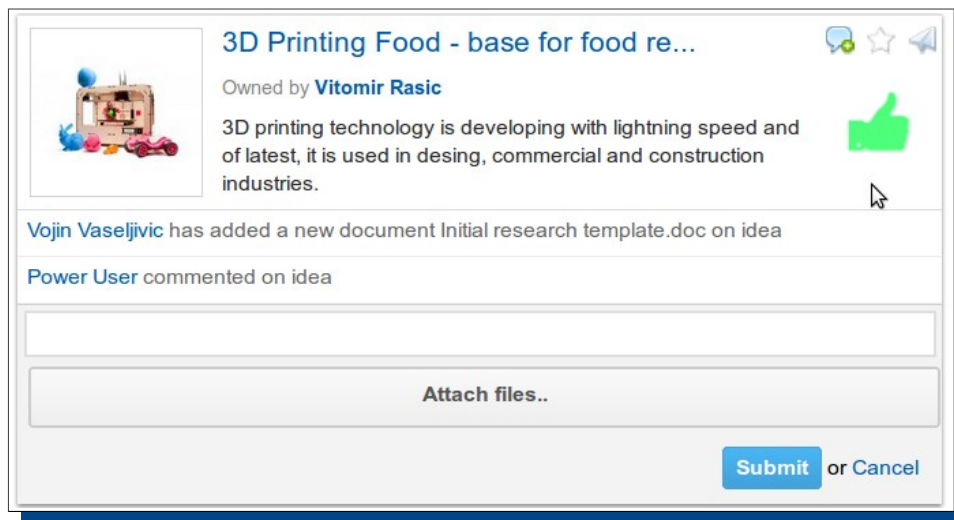
Social feature in this phase will replace current Feed on the Home page and application dashboards and bring four more features to

support communication and collaboration on the platform.

Feed makeover

From now on, notifications that you receive to the feed, will be packed into interactive information blocks, presenting you with freshest data and actions performed on ideas and projects you are interested in and inviting you to step up and engage in the activities from the feed directly.

This means that information you receive on the dashboard and home page will be always fresh, presented in real time and actionable.



On notification box, you can Vote on idea, toggle comment field on/off, add it to favorite or Unfollow the idea/project from the top right options.

Location: Home page feed, Idea dashboard and limited version on the Projects dashboard.

We also added two intuitive options to help you keep up with overall work on DataStation platform.

Notifier

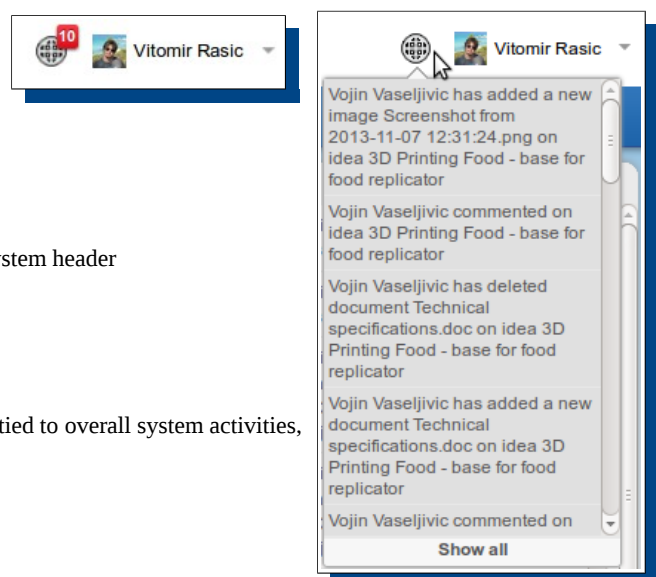
Familiar option to follow through what happened on the ideas and projects. Notifier is located on the DataStation header and from there you can access it and review what recently happened on the items you followed or left a personal mark.

Location: Upper right corner of the screen, on the DataStation system header

Ticker

Also familiar option that will present you with fresh information tied to overall system activities, not only the ones you were engaged on.

Location: Right portion of the screen, below header



Mention users

With second phase of the DataStation Social Revolution pack, you gain the option to **Mention users** with standardized @ sign and invite them to take part in the communication.

With this mix of functionalities we are working towards creating positive collaborative environment where possibilities are limitless.

Idea Station Enhancements

Ideas

Available in: **All Editions**

Automation of idea review phase

This feature represents major improvement of the Reviewing activities. With it, you can set the minimum number of reviews each idea has to collect before it could be automatically moved to the next phase (Scoring/Approval).

Review as a optional phase



You asked for it! Version 3.4 addresses this improvement with input from our clients.

Default idea management process has now become even more flexible. With possibility to turn on/off Review and Scoring phases, you gain much more control during the idea management process, especially in the DataStation pilot phase.

You gain possibility to start with only Collaboration and Approval phases, gradually adding Review and Scoring phases as workflow and usage matures.

Idea state icon for Review



Following changes to the Review phase and separating it as optional phase, it is now clearly stated that idea is in review with Magnifying glass icon.

Idea analytics dashboard & Idea analytics reports

In previous release we created several analytics reports and put them in Administration section.

In this release we created few additions and grouped them all in separate Administration Analytics section called “Ideas”.

We created idea analytics dashboard that shows in chart form the performance and result of work per each report. That means that you have one central place of all idea analytics reports and can oversee them on one page.

We added reports covering different aspects of the idea management work:

Ideas documents > showing the metric and visual results of documents uploaded on Ideas over time.

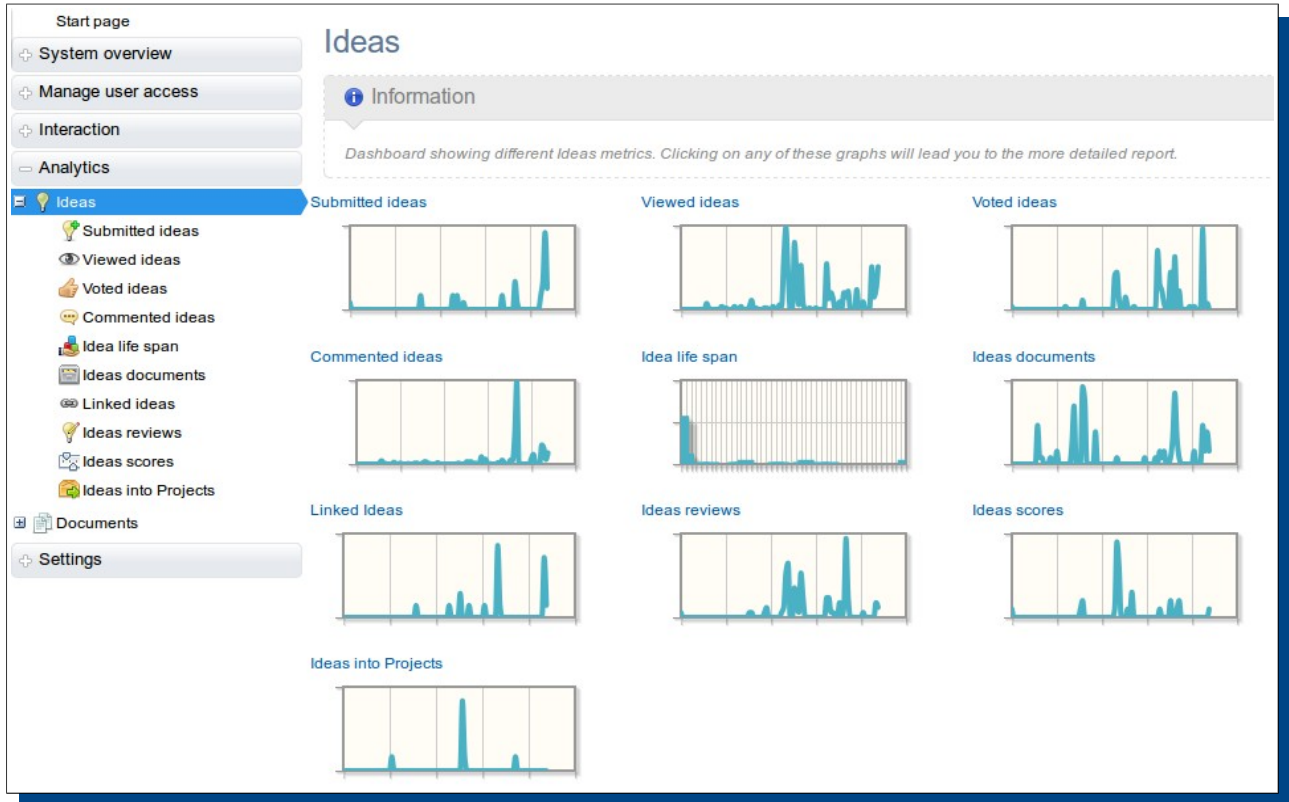
Linked ideas > showing the metric and visual results of Linked Ideas over time.

Ideas reviews > showing the metric and visual results of Reviews on Ideas over time.

Ideas scores > showing the metric and visual results of Scores on Ideas over time.

Ideas into Projects > showing the metric and visual results of Projects created from Ideas over time.

Location: Administration > Analytics > Ideas



Launch Station Enhancements

Projects

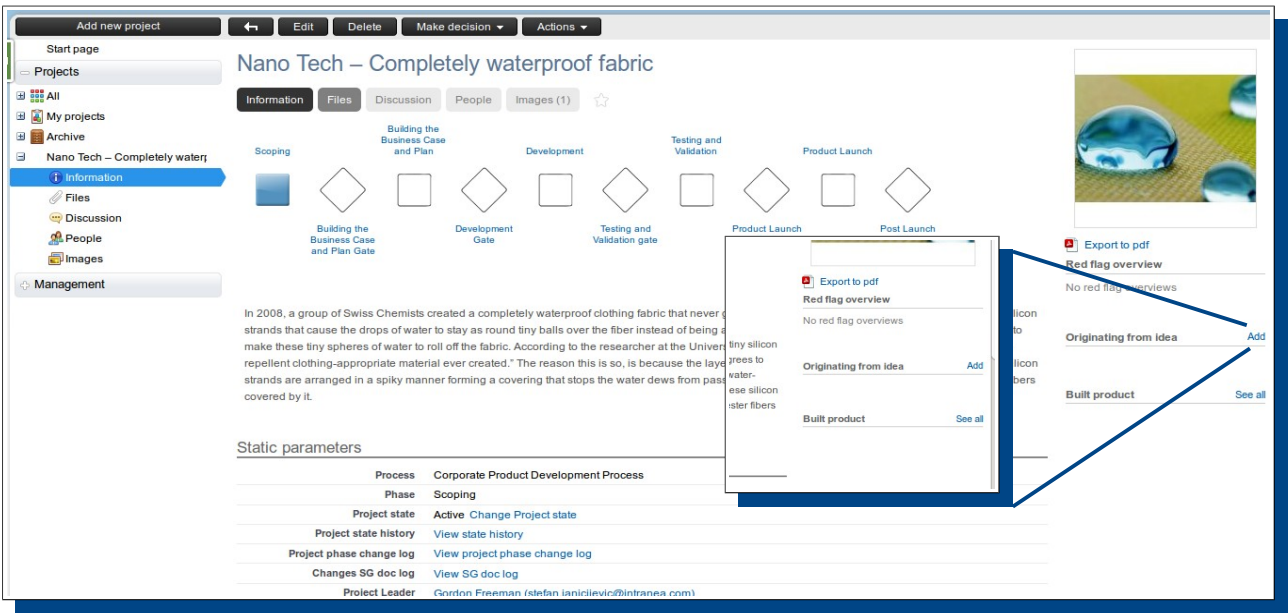
Available in: All Editions

Linking project to an idea



You asked for it! Version 3.4 addresses this improvement with input from our clients.

This powerful feature is providing you with the option to link project back to the idea or ideas it is originating from. This will help you connect your idea management efforts with final revenue and value it has once it is executed and implemented in the projects.



Market Station Enhancements

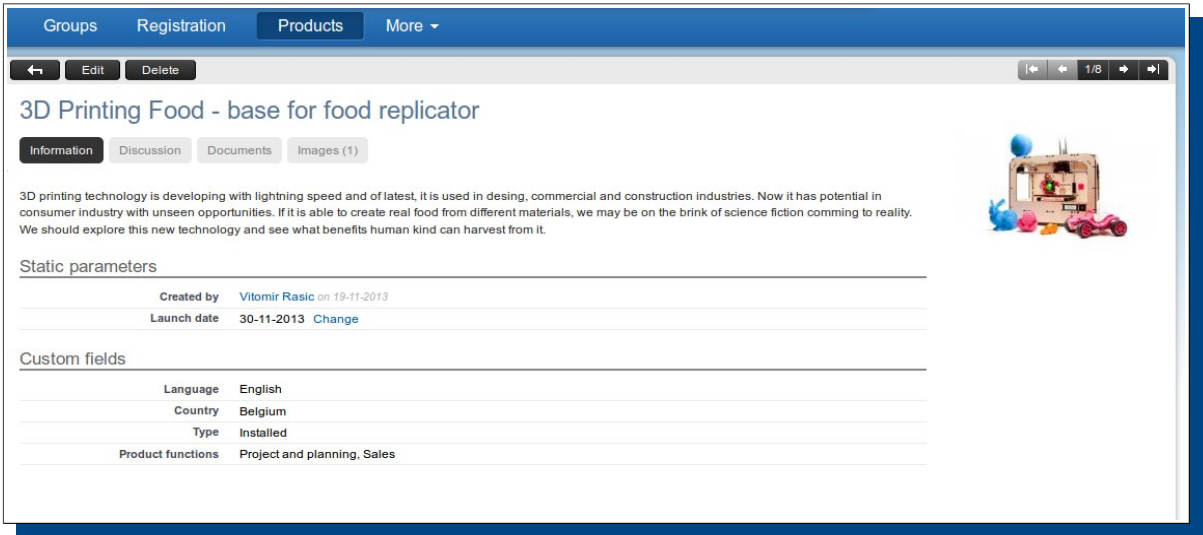
Products

Available in: All Editions

Products application

Products application is natural extension to the innovation design we already set for the DataStation platform. With Products app we are strengthening the final phase of the proposed innovation management cycle. Starting from Ideas, through the Projects, and now on Products you can collect any kind of data and see how it evolves and behaves once it reaches market shelves. You gain ability to compile any report and put that data into relations, to acquire usable information.

Having clear sense of how well your employees estimate performance of the future products and services, what is difference between budgeted and actual values, original propositions against final outcome, is a necessity for all modern companies. With products application, we are putting final degree in 360 degree overview of the innovation management real-time results, giving you the innovation edge to address the unknowns.



Let the Release Notes be your guide to success with the latest release from datastation.com!

Stay tuned with us and gain access to DataStation tips, news and events

Join our community:



Like us on FB: www.facebook.com/datastationcloud

Tweet to us: www.twitter.com/DataStation

Follow us on LN: www.linkedin.com/company/datastation-innovation-cloud

Contact

Phone:

+32 3 8080153 (Belgium)

+ 1 845 6530081 (USA)

SIP: 99051000128966

E-mail: info@datastation.com

www.datastation.com

